

# ALLIS-CHALMERS

Oregon

## Small Farm News

Oregon State University Small Farms Program



### In This Issue

Mark Your Calendars for the 2018 OSU Small Farms Conference	2
Agritourism Resources Available to Support Oregon Farmers and Ranchers	3
Changing Lands, Changing Hands: Report From The National Conference	5
Japanese Beetle: A Pest to Watch for in Oregon	7
Lessons Learned in Local Meat Processing: the Livestock Producers Cooperative Association	8
Veggie Rx in Oregon	9
Reduce Weeds by Friending Grasses	12
New Food Campus in Portland Provides Local Producers With New Opportunities	15
Oregon Pasture Network	16
USDA Economic Research Service Issues Report Land Use, Land Cover, and Pollinator Health:	19
A Review and Trend Analysis	
CleBer LLC Introduces a Versatile New Tractor That is Not Just For Cultivation	21
Report on Farmer Transition to Organic: Breaking New Ground:	22
Farmer Perspectives on Organic Transition	
Calendar	24

## OSU Extension Service Small Farms Program

Garry Stephenson  
Extension Small Farms Specialist  
Corvallis, OR 97331

Lauren Gwin  
Extension Community Food Systems Specialist  
Corvallis, OR 97331

Nick Andrews  
Clackamas & Washington Counties, 15210 NE Miley Rd, Aurora, OR 97002, 503-678-1264

Javier Fernandez-Salvador  
Marion & Polk Counties, 1320 Capitol St NE #110, Salem, OR 97301, 503-588-5301

Melissa Fery  
Benton, Linn, & Lane Counties, 4077 SW Research Way, Corvallis, OR 97333, 541-766-6750

Amy Garrett  
Benton, Linn, & Lane Counties, 4077 SW Research Way, Corvallis, OR 97333, 541-766-6750

Maud Powell  
Jackson & Josephine Counties, 569 Hanley Rd, Central Point, OR 97502, 541-776-7371

Sara Runkel  
Douglas County, 1134 SE Douglas Ave., Roseburg, Oregon 97470, 541-236-3049

Heather Stoven  
Yamhill County, 2050 NE Lafayette Ave, McMinnville, OR 97128, 503-678-1264

Toni Stephen  
Central Oregon, 3893 SW Airport Way, Redmond, OR 97755, 541-548-6088 x 7959

Clare Sullivan  
Central Oregon, 3893 SW Airport Way, Redmond, OR 97755, 541-548-6088

Chrissy Lucas  
Program Assistant, 4077 SW Research Way, Corvallis, OR 97333, 541-766-3556

Heidi Noordijk  
Program Assistant, Clackamas & Washington Counties, 15210 NE Miley Rd, Aurora, OR 97002, 503-678-1264

Rachel Suits  
Program Assistant, Hood River & Wasco Counties, 2990 Experiment Station Dr, Hood River, OR 97031, 541-386-3343

### Cover Photo:

Allis-Chalmers at Wildwood Farm, Hood River.

By Garry Stephenson.

Oregon Small Farm News Layout by: Chrissy Lucas

Oregon State University Extension Service offers educational programs, activities, and materials without discrimination based on race, color, religion, sex, sexual orientation, national origin, age, marital status, disability, and disabled veteran or Vietnam-era veteran status. Oregon State University Extension Service is an Equal Opportunity Employer.

# Mark Your Calendars for the 2018 OSU Small Farms Conference!

The 2018 OSU Small Farms Conference will be held on February 24th, 2018 in Corvallis, OR. More detailed session information will be available in late December on our website at <http://smallfarms.oregonstate.edu>



Above: The opportunity to hear nationally known speakers who inform or challenge our thinking.



Left: Twenty-one concurrent sessions in English and Spanish on topics ranging from small farm and ranch production to community food system development.

Right: Networking with farmers and the statewide and community-based organizations that support them.



All photography by Deanna Lloyd, Instructor, Department of Crop & Soil Science

# Agritourism Resources Available to Support Oregon Farmers and Ranchers

By: Melissa Fery, Oregon State University Small Farms Program

**A**gritourism, can be defined as any activity that generates supplemental income for working farms and ranches by connecting their resources and products with visitors. Starting a new endeavor or expanding an existing agritourism business requires planning, partnerships, and digging in deep to understand topics such as risk management and land-use policy. Several partners from around the state, including OSU Extension Service, Travel Oregon, Oregon Agritourism Network and the Oregon Agritourism Partnership have been developing new resources to help addresses some of issues.

## Oregon Agritourism Handbook

Travel Oregon and the Oregon Agritourism Network have developed a web-based handbook that addresses eight areas to consider when starting or refining an agritourism venture. The broad categories included are:

- 1) Why Consider Agritourism?
- 2) Assessing your Potential for Agritourism Success
- 3) Complying with Legal and Regulatory Requirements
- 4) Managing Risk
- 5) Developing a Business Plan
- 6) Marketing Your Agritourism Venture
- 7) Delivering a Great Visitor Experience
- 8) Productive Partnerships

The handbook is available at <http://industry.traveloregon.com/industry-resources/toolkits/welcome-oregon-agritourism-handbook/>. Much of the content is in the form of PDF documents that can download and printed.

## Agritourism Limited Liability Signs

Agritourism limited liability signs are now available for purchase through the Oregon Agritourism



Sometimes developing an agritourism business can feel like finding your way through a maze.  
*Photo provided by Melissa Fery*

Partnership, 501c3. The signs were produced in compliance with Oregon's Agritourism Limited Liability law, ORS 30.671 to 30.677, which will reduce threat of liability from visitors, if signage is posted at the entrance to the site and in locations where agritourism activities take place.

The signs make farm visitors aware they are entering an agritourism farm and activities at their own risk. By posting the signs in compliance with the state statutes, agritourism professionals are protected from most claims that involve "Inherent risks of agritourism activity," meaning those dangers or conditions that are an integral part of an agritourism activity, including:

- (a) Surface and subsurface conditions;
- (b) Natural conditions of land, vegetation and waters;
- (c) The behavior of wild or domestic animals;
- (d) Ordinary dangers of structures or equipment ordinarily used in farming and ranching operations; and




Limited liability signs available through Oregon Agritourism Partnership  
 Photo provided by Mary Stewart

- (e) The potential of a participant to act in a negligent manner that may contribute to injury to the participant or others, including failing to follow instructions given by the agritourism professional or failing to exercise reasonable caution while engaging in the agritourism activity.

The Oregon Agritourism Partnership is selling signs for \$50 each with pick up or shipping options. More information about the signs is available at <http://oregonfarmloop.com/about/agritourism-liability-signs>. Alternatively, you can make your own sign using the notice specifications available at <https://www.oregonlaws.org/ors/30.677>.

### Extension Tourism

The Extension Tourism program, a partnership with OSU Extension Service and Oregon Sea Grant has developed a website to provide information for the agritourism business owners in addition to exploring other sustainable tourism opportunities, <http://tourism.oregonstate.edu/programs/agritourism/>.

Recently published, *Agritourism in Oregon's Coastal Counties: Land Use Policy and Permitting Requirements* is a primer for understanding potential challenges in agritourism business development. <http://seagrants.oregonstate.edu/sites/seagrants.oregonstate.edu/files/g17002.pdf> 

## Learn more about the Douglas County Women's Farmer Network

The Douglas County Women's Farmer Network provides women farmers and ranchers in Douglas County with opportunities for business networking, expanding knowledge, and socializing in a supportive, open environment.

The Network is coordinated by the Douglas County OSU Extension Small Farms Program. Participation is free and is open to all. Women involved in agriculture including established commercial farmers, beginning farmers, dreamers, and agricultural professionals are encouraged to participate.

The network hosts monthly events and communicates through an e-mail list and Facebook group. For more information visit <http://extension.oregonstate.edu/douglas/douglas-county-womens-farmer-network> or contact Sara Runkel, the Douglas County Small Farms and Food Systems Coordinator, at [sara.runkel@oregonstate.edu](mailto:sara.runkel@oregonstate.edu) or 541-672-4461.

### 2017 schedule

#### July 13th, 9:30-12:30

Big Lick Farm, Winston

Farm tour (high tunnel production and diversified marketing)

#### August 3rd, 9:30–12:30

Viriditas Wild Garden & Foundhorn Gardens, Days Creek

Farm tour and work party (medicinal herb production and garlic cleaning).

#### September 14th, 10-1

Fox Hill Farm, Dixonville

Farm tour (grass fed beef and direct marketing meat)

#### October TBD

Skill building workshop—chainsaw safety training with the Women Owning Woodlands Network

#### November 18th, 8-3

TBD, Roseburg

WSU Women Involved in Agriculture Conference

#### December 14th, 10-12

OSU Extension Office, Roseburg

Annual meeting and Planning for 2018

# Changing Lands, Changing Hands: Report From The National Conference

By: Nellie McAdams, Farmland Preservation Program Director, Rogue Farm Corps

The United States is fortunate to have 50 state “laboratories” with unique programs and policies to sample from. Yet state practitioners seldom have the chance to learn deeply about their peers’ hard-won lessons in order to improve services in our home states.

I was fortunate to have that opportunity this June, when I joined several hundred advocates for intergenerational farmland tenure from around the U.S. at the [Changing Lands, Changing Hands Conference](#).

The conference was designed as a forum to discuss best and emerging policies, practices and programs to assist with agricultural land tenure and succession. A great emphasis was placed on fostering information-sharing and constructive dialogues between practitioners in various states.

The conference was hosted by [Land For Good](#) in cooperation with the USDA. Since 2004, the nonprofit Land For Good has provided support and guidance for New England farmers, landowners and communities to navigate the complex challenges of land access, tenure and transfer. Their programs include providing individual consultations to beginning farmers for land acquisition and established farmers for farm transfer planning. They have also curated and created materials for a vast toolbox of online resources for farmland transfer, and conducted research on the preparedness of New England’s farms for succession with the American Farmland Trust ([“Gaining Insights, Gaining Access”](#)).

I was invited to present on a panel about Land Trusts, Land Access, and Land Protection. This is a topic that I explored with researchers from OSU and Portland State University in writing the 2016 report, [“The Future of Oregon’s Agricultural Land.”](#) Among key findings of this report were that 64% of Oregon’s farmland is expected to change hands in the next 20



years and the vast majority of Oregon farms and ranches likely do not have a comprehensive “succession plan” to pass the land and business to the next generation.

Walnuts.  
Photo provided by Nellie McAdams

One of the key recommendations of this report was the promotion of working lands conservation easements. These are voluntary agreements between landowners and an easement holder like a nonprofit land trust or a Soil and Water Conservation District to permanently retire development rights that the farmer wouldn’t use anyway, like subdivision, aggregate mining, or one of the seven ways that houses can be built on land zoned for Exclusive Farm Use. The agricultural landowner is paid and/or receives a charitable tax deduction for the value of the easement and can still use the land for agricultural production. The land is permanently preserved from fragmentation and development, and it is more affordable to the next generation of farmer or rancher.

Other states, like the ones I presented with on the panel, are far more familiar with working lands conservation easements as a land preservation, succession, and access tool. Oregon, for example, has only used 0.19% of the federal dollars expended through NRCS’s Agricultural Conservation Easement

Program – Agricultural Land Easements (ACEP-ALE). One of the reasons that Oregon has not used easements as much as other states is that Oregon does not have a match program for ACEP-ALE. States with match programs have been able to preserve 45% more acres and utilize 68% more funds from ACEP-ALE.

One thing that Oregon has that is the envy of other states is a land use planning program. Our program has slowed the conversion of agricultural land to non-farm uses. Only half a million acres of Oregon farmland has left agricultural production since the program was established in 1974, compared to almost 700,000 acres leaving agricultural production in Washington in ten years alone.<sup>1</sup> (<sup>1</sup> Washington lost 678,606 acres of agricultural land between 1997 and 2007. <https://agr.wa.gov/FoF/docs/LandStats.pdf>.) However, this program is under threat in every legislative session and cannot guarantee the safety of the land base that our state's second largest economic driver depends upon. We are fortunate to have an umbrella of protection over our limited productive lands and we should continue to support the land use system that protects this vulnerable resource.

In moving forward, we should look to other programs, such as Dirt Capital that serves the northeastern states, which directs investor capital in purchases of farmland to young farmers and ranchers. These investors want to contribute to the food system and the rural economies and communities that it supports. And young farmers who have difficulties affording or financing agricultural land need support in funding their endeavors. Oregon could benefit from such an infusion of capital into entrepreneurial equity.

The [Oregon Agricultural Heritage Program](#) (HB 3249) would fund working lands easements, which is essential. But we need to think bigger. Looking to other states, we need to expand upon options for beginning farmers and ranchers to own their operations and continue to contribute to the open landscapes and food systems that we value as Oregonians. *z*

*Nellie McAdams is on the Board of the Oregon Association of Conservation Districts and is the Farm Preservation Program Director at Rogue Farm Corps, where she helps inform programs for farm and ranch succession planning and the preservation of agricultural land for the next generation. She also works on her family's hazelnut farm in Gaston, Oregon.*



# Japanese Beetle: A Pest to Watch for in Oregon

By: Heather Stoven and Rachel Suits, Oregon State University, Small Farms Program

**J**apanese beetle (*Popillia japonica*) is an insect exotic to the US, which has previously established throughout parts of the East Coast, Midwest and South. Although small numbers of beetles have been trapped at the Portland International Airport arriving on air cargo flights since the year 2000, an established breeding population was found in 2016 and has resulted in regulatory action to eradicate the pest.

Japanese beetle is of concern due to their generalist feeding habits; the adults feed on more than 300 plant species including field crops, small fruits and tree fruits, vegetables and ornamentals. The larvae feed on the roots of grasses, causing damage to pastures and lawns. The potential exists for this pest to damage a wide range of crops important to small farmers.

The area of concern where the trap counts were high (369 found) is located in north-west Portland in Washington County. At this time it is not believed that Japanese beetle will be found in other areas of the state, however this time of year adults are present and this is an opportune time to be aware of this pest and look for its presence in areas outside of the north-west Portland infestation.

The adult Japanese beetle is distinctive in that it has a dark green, metallic head and tan metallic forewings with white tufts along the abdomen and rear of the pest. The insect is about 3/8" long and oval in shape. Larvae are "C" shaped and milky to translucent in color and found in the soil.

Since the beetle is new to Oregon, exact timing of the life cycle is not known. There is typically one generation per year with adults emerging from the soil in early summer. The adult female lays forty to sixty eggs, and after hatching, the grubs remain in the soil feeding on the roots of grasses until they pupate. They emerge as adults again the following summer. Adult Japanese beetle females prefer to lay their eggs in moist, warm soil high in organic matter.



Japanese Beetle.  
Photo courtesy of Oregon Department of Agriculture

Adult Japanese beetles cause damage by skeletonizing leaves between leaf veins and they also feed on softer plant material such as flower petals. Larvae feed on grass roots resulting in severe root pruning. The feeding limits the plant's ability to survive in drought situations which can result in large patches of dead grass.

At this time, it is important to keep a watch for this pest since early detection is key to eradication and preventing establishment of this pest in the state. If you suspect you have found a Japanese beetle bring it to your local OSU Extension office for identification or report it to the Oregon Department of Agriculture by calling 1-866-INVADER or online at [Oregon-invasiveshotline.org](http://Oregon-invasiveshotline.org).

# Lessons Learned in Local Meat Processing: the Livestock Producers Cooperative Association

By: Rebecca Thistlethwaite, Program Manager, Niche Meat Processor Assistance Network

*(This is an excerpt from a more in-depth NMPAN case study, which can be found at the following NMPAN webpage: <http://articles.extension.org/pages/74355/lpca-plant:-odessa-wa>).*

**T**he Livestock Producers Cooperative Association (LPCA) is a USDA-inspected multi-species meat processing plant in Odessa, Washington, located near the center of the state. It was formed primarily by cattle producers involved in the Cattle Producers of Washington (CPoW) but also processes sheep, goats, pigs, and bison as well. They conduct both slaughter and fabrication services.



*Image courtesy of LPCA*


The plant opened in 2013, closed temporarily in 2015, and is back in operation as of this writing but still faces big challenges to profitability and long-term viability. The plant is operated as a member-owned cooperative (LPCA), but it is no longer selling new memberships. Although they will stick with their business model, they have not found the cooperative model to be entirely functional. LPCA doesn't have great buy-in from the majority of members, just a select few. There has not been a strong understanding of cooperative principles by the members, many of which are used to operating as independent ranchers.

The LPCA plant build-out financing came from a mixture of sources, including a Community Economic Revitalization Board (CERB) loan, cooperative owner dues (just 2% of the total), private loans (many from some co-op members, all with interest), lines of credit for equipment and operating expenses, and they still had about a 2% funding gap going into their first winter of operations. This was a very different picture from where they thought they would be starting out during their business-planning phase.

The LPCA plant needs more committed producers and more consistent throughput to become financial

sustainable. The plant is only at one-third to one-half of capacity. They planned for the volumes that producers said they thought they would bring. It turns out they are not bringing anywhere near the number of animals. Additionally, the plant should have been a bit larger to incorporate the value-added processing pieces such as smoking. It has also been challenging to incorporate small animals on a regular basis, because slaughter fees don't adequately cover the labor costs. This means they are mostly a beef plant.

As for the mix of farmers, LPCA doesn't want a small number of very large customers nor do they want a ton of very small customers. They need a better mix. Right now, they mainly have one large customer and lots of very small ones. They would like some more mid-scale producers to balance this out and make the plant more resilient. This is often a problem for plants all over the country: the lack of mid-scale producers.

To read more about the history, funding sources, business planning, plant design and other aspects of the LPCA plant, please visit this webpage: <http://articles.extension.org/pages/74355/lpca-plant:-odessa-wa> 

*Learn more about and join the Niche Meat Processor Assistance Network: [www.nichemeatprocessing.org](http://www.nichemeatprocessing.org).*



# Veggie Rx in Oregon

By: Kaely Summers, Adelante Mujeres, on behalf of the Veggie Rx Working Group of the Oregon Community Food Systems Network.

*This article summarizes results of an Oregon-wide survey of “Veggie Rx” programs, conducted by the Veggie Rx working group of the Oregon Community Food Systems Network. See side box for the list of group members.*



Veggie Rx program locations in 2016.  
Photo courtesy of Veggie Rx working group.

Through the Oregon Community Food Systems Network, the organizations of the Veggie Rx working group have been providing access to fresh, local foods for patients experiencing food insecurity and/or diet-related diseases. Partnering with local health clinics and Coordinated Care Organizations, healthcare providers prescribe produce prescriptions typically redeemable at Farmers Markets or for a CSA membership. Our hard work is paying off.

In 2016, the Veggie Rx working group did a statewide survey to learn about all the different programs currently operating or under development. Here are a few key findings.

**Patient Impact:** 10,343 patients participated in Oregon Veggie Rx programs in 2016.

## What Patients are saying...

- “I’m eating more fruits and vegetables. My pain is going away and so is my anxiety.”
- “The doctor had told my husband that he was overweight and pre-diabetic. Now, he lost 15 pounds. When he went to his checkup, the doctor was surprised and congratulated him.”
- “I used to think: ‘I love my children very much, so I will buy them juice or chips, etc.’ Now, when they ask me why they can’t have those things, I tell them, ‘because

I love you very much, and your health is important to me.’ It’s a way of showing my love.”

**Economic Impact:** \$124,984 was spent on produce by Oregon Veggie Rx participants in 2016.

## Programs in Operation for 1-4 years

### **Adelante Mujeres — Produce Rx;**

Started May 2014

Kaely Summers 503-992-0078 Ex.213

[www.adelantemujeres.org/programs-](http://www.adelantemujeres.org/programs-)

[and-events](#)

Mission: To improve health outcomes for low-income patients who suffer from or who are at-risk for diet-related diseases. Based on the belief that every individual has innate capacity for growth and transformation, the program provides education and financial assistance to help participants develop healthy long-term habits

### **Gorge Grown Food Network — Veggie Rx; Started Aug. 2015**

Sarah Sullivan 503-307-5531 [www.gorgegrown.com](http://www.gorgegrown.com)

Mission: Gorge Grown’s Veggie Rx is a fruit and vegetable prescription program designed to address food insecurity and increase intake of fresh produce.

### **OHSU Hemophilia Center — Hemophilia Food Pharmacy; Started 2015**

Liz Adams 503 493 0981 [www.ohsu.edu/xd/about/services/food-and-nutrition/farmers-market/about/new.cfm](http://www.ohsu.edu/xd/about/services/food-and-nutrition/farmers-market/about/new.cfm)

Mission: The purpose is to learn if people enjoy and benefit from participating in the Food Pharmacy Program.

### **OSU Extension — Veggie Rx; 1-3 years**

Caryn Wheeler 541-776-7371

Mission: Veggie Rx work to increase access to and utilization of ways to source fresh produce for low income families.



Zenger Farm CSA Rx.  
 Photo courtesy of the Veggie Rx working group.

**Samaritan Cancer Resource Center/  
 Samaritan Health Resources —  
 That’s My Farmer Rx; Started 2013-14**

Stephanie Hagerty 541-768-2171  
[www.samhealth.org/about-samaritan](http://www.samhealth.org/about-samaritan)  
 Mission: Educates survivors about healthy shopping, eating locally, using supplements and the impact of fresh, wholesome foods.

**Ten Rivers Food Web — Veggie Rx; Started 2013, based in Corvallis OR**  
 Harry MacCormack 541-929-5782

[www.tenriversfoodweb.org](http://www.tenriversfoodweb.org), see Nutriton  
 Mission: TRFW Nutrition committee focuses on education in our 3 counties. We have 4 doctors, a health care professional and two authors involved. TRFW also has An Assessment of Plant Based Foods for Humans and An-imals available for free at the TRFW website. An Assessment of Animal Based Foods coming soon.

**Zenger Farm and Village Gardens — CSA Partnerships for Health; 1-3 Years**

Lauren Lubowicki - ZF 503 473 4055;  
 Kris Soebroto - VG 503 927 0820  
 Mission: To decrease risk for diet-

**Issue Overview**

The question of diet has been elevated from a personal issue to a public health crisis. According to the Center for Disease Control, in 1990 no state had an obesity rate greater than 15%. Just 15 years later, however, 5 states had obesity rates between 20% and 25%, and the remaining 45 states all had rates over 25%.

Studies have shown that being overweight or obese poses risks for health problems including type 2 diabetes, high blood cholesterol, hypertension and stroke, asthma, and certain forms of cancer. The National Center for Weight & Wellness at George Washington University has estimated that obesity-related medical costs now total over \$300 billion.

Local and community food systems advocates are now promoting affordable access to fresh fruits and vegetables in an effort to shift diets away from highly processed, high-fat and high-sugar foods.

OCFSN members are partnering with health care providers on “Veggie Rx” programs, through which doctors and nurses can offer patients with specific diet related health concerns or experiencing food insecurity vouchers for purchases of fresh fruits and vegetables. Some programs also offer nutrition counseling and cooking skills education to help patients develop healthier eating habits.

The OCFSN Veggie Rx working group is evaluating existing programs in Oregon to determine which models are most successful, and developing a base of evidence to show that fruit and vegetable subsidies are an effective intervention that can improve health outcomes and reduce health care costs.

**Participating Organizations**

- ACCESS
- Adelante Mujeres
- Curry Watersheds Partnership
- Friends of Zenger Farm
- Gorge Grown Food Network
- High Desert Food and Farm Alliance
- NeighborWorks Umpqua
- Oregon Farmers’ Market Association
- OHSU
- Ten Rivers Food Web
- Upstream Public Health
- Village Gardens

**Team Chair and Contact**

Kaely Summers  
 Forest Grove Farmers’ Market Manager  
 Adelante Mujeres  
[ksummers@adelantemujeres.org](mailto:ksummers@adelantemujeres.org)  
 (503) 992-0078

related chronic diseases by improving individual diet quality through partnerships between Community Supported Agriculture (CSA) farms and health clinics. Our target population is low-income, racially and ethnically diverse families living in North and outer SE Portland.

### **Programs Still in Development**

#### **Marion-Polk Food Share — Youth Farm CSA Rx Share**

www.mpfsyouthfarm.org

Lexi Stickel 503-581-3855

Mission: The Youth Farm is an urban farm that cultivates a new generation of community leaders by engaging young people in growing food for the community.

#### **Oregon Food Bank — E. Multnomah County Veggie Rx**

Lynn Knox 503-853-8732


Mission: To provide improved access to produce and education about using it for food insecure pre-diabetics or diabetics.

#### **Rogue Valley Food System Network/OSU Extension — Veggie Prescription Program/Josephine County**

Regan Emmons 541-507-7742

Mission: (Not yet official) To increase the consumption of fresh fruits and vegetables for those with chronic illnesses or food insecurity.

*For more details on the survey findings and this working group, contact Team Chair Kaely Summers (see side bar for contact information).*

*Learn more about the Oregon Community Food Systems Network at <http://ocfsn.net/>. *




Credit: 2016 Josh Kohanek, courtesy of the Robert Wood Foundation

Farmworkers in the Gorge Region.  
Photo courtesy of the Veggie Rx working group.

## City of Grit and Gold

Our own Maud Powell has published a historic novel for middle-grade readers.

Published by Allium Press of Chicago, *City of Grit and Gold* is set in a Jewish neighborhood of Chicago during the days surrounding the Haymarket Affair, the novel vividly portrays one immigrant family's experience, while also eloquently depicting the timeless conflict between the haves and the have-nots.



**For more information go to:**

**<http://maudmacrorypowell.com/>**

# Reduce Weeds by Friending Grasses

By: Susan Kerr, WSU Regional Livestock and Dairy Extension Educator

Reviewed by Dr. Tim Miller, WSU Weed Scientist

If Extension educators had a penny for every time someone asked for help with weed control, we would never have any budget worries!

Are weeds a never-ending challenge for you? If so, consider looking at them from a new angle. Instead of spraying or digging weeds out year after year, concentrate on making your grass happy. The factors that promote optimal grass health and production work against weed growth. What is good for grass is not good for weeds.

## Why Care about Weeds?

Weeds are any plant out of place. They take resources away from desired plants and can become aggressive invaders of home and agricultural spaces; many are toxic to livestock, as well. This article will give you several arrows for your quiver of weed control tools.

Start with a **soil test** on your pastures. Information about soil testing, analytical laboratories, and amending soil is at <http://extension.oregonstate.edu/deschutes/soil-testing-amendments>. West side soils in WA and OR tend toward acidity. Grasses do not thrive in acid soil, but many weeds do. Applying lime to fields takes several months to raise soil pH, so it is often done in the fall to benefit next season's pasture growth. Liming to raise pH will make grass happy.

**Match grass species and soil type.** Some grasses will do better in soils with better drainage and others are more tolerant of heavy clay soils. Consult with NRCS and Conservation District personnel for recommendations about which grasses are the best fit for your soils.

**Encourage biodiversity.** Having multiple grass species and some legumes will hedge bets against all kinds of weather, fertility, disease, and insect problems. Some species are better at withstanding wet soils (birdsfoot trefoil, clovers, timothy, fescue) and others are more drought tolerant (alfalfa, sainfoin, fescue, ryegrasses, wheatgrasses, teff). Some plants



Photo 1. "Pugged" soil from animal impact too early in spring. Bare and uneven ground resulted, creating good environment for weed incursions. Photo provided by Susan Kerr.

will emerge earlier in the grazing season, others will appear later, and livestock should have something to eat through the grazing season. Also, legumes will add nitrogen to the soil, which will benefit grasses.

**Fertilize pastures** as recommended by a soil test. Fertilizer (especially nitrogen) makes grass happy. Many weeds have deep taproots and are able to scavenge soil nutrients better than grasses can. Phosphorus is a limiting soil nutrient in some areas as well and grasses respond well to supplementation when needed. Micronutrients such as boron or sulfur could be deficient locally; plants could be expected to respond dramatically when soil nutritional deficits are corrected. Commercial testing laboratory personnel and Extension educators can give recommendations on fertilization rates based on soil test results.

**Irrigate wisely.** If you are legally able to irrigate your fields, timely applications of water will benefit grass. Grasses tend to have more shallow roots than weeds and are therefore more quickly stressed by dry soils. One of the aims of good grass management is to encourage a deep and healthy root system. Proper grazing duration and timing will aid this, as will less frequent but prolonged irrigation cycles. Frequent



Photo 2. Which came first, the horse or the golf course?  
 Photo provided by Susan Kerr.

application of small amounts of water will promote shallow grass roots.

**Do not turn out too soon** in the spring. Wait until pastures are at least 6 to 8” tall before turnout, no matter how sick you are of winter feeding chores. Even if grass is tall enough, don’t turn animals out if you can pull grass out of the ground (the “pull test”)—if you can, will they. Don’t turn livestock out onto muddy or spongy ground, either, or you will get pugged and compacted soils just right for weed incursions (Photo 1).

Use best **pasture management practices**. This means *never* turning livestock out onto pastures that are less than 6 to 8” tall and *never* grazing lower than 3 to 4.” “But I don’t have enough land for that!” you say. If that’s the case, you have too many animals for your land. Your options are to sell some animals, buy/lease more land, or confine some/all in a sacrifice area and feed hay until there is sufficient regrowth for grazing. You might need to do that before pastures are ready for spring turn-out, and again during the summer pasture growth slump.

Many recommendations say not to re-graze a pasture or grazing paddock sooner than every 21 days, but even that may not be enough—use the 6 to 8” minimum height rule. Grazing too low or too frequently makes grass sad and promotes weed establishment.

Dividing pastures into grazing paddocks can be done inexpensively using portable electric fencing. Design



Photo 3. There is plenty of good grass to eat in this well-managed cow-calf pasture. Fertilization, proper stocking density, and planned rotation are the reasons for success.  
 Photo provided by Susan Kerr.

cells so animals will be in them no more than 4 to 5 days for two reasons: this will help prevent animals from ingesting infective internal parasite larvae and it will prevent a second bite of a plant within 5 days (this is very stressful to a plant recovering from grazing or mowing). Constant re-grazing (Photo 2) stresses grasses and doesn’t let them make and store energy; dead grass, bare soil, and weeds follow.

Use best **grazing and mowing** practices. Grasses respond to being cut; most weeds do not. Planned grazing or mowing will keep grasses in their vegetative state and they will send out more tillers, resulting in more leaf area, lusher growth, and more vigorous and nutritious plants (Photo 3). Unmowed grasses head out and go dormant, decreasing their digestibility and offering little competition for weeds (Photo 4). Weeds generally do not respond well to mowing; mowing before seed setting is an effective non-chemical way to control and even eliminate annual weeds. Mowing after grazing will make pastures more uniform and prevent un-grazed weeds from setting seed. Desirable annual pasture grasses should be allowed to go to seed at the end of the grazing season so the next crop can establish itself.

**Limit fall grazing.** The pasture season begins in the fall, when grass plants establish next year’s growing points. *It is critical to not graze below 3 to 4” during this time.* Resting plants from mid-September to mid-October, if possible, will allow plants to set growing

points and store plenty of sugar in their lower stem to get off to a good start next year.

**Minimize soil compaction.** Due to their root system, grasses have a hard time thriving in compacted soils; weeds do not. Compaction happens due to the weight and/or timing of equipment or livestock impact on soil. Every pass of “heavy metal” (field equipment) has the potential to compact soil, which is one of the reasons for interest in no-till (a.k.a. high residue) farming practices. If livestock are turned out too early in the spring or fields are worked too soon, wet soils can readily compact. Compacted soils can be aerated and management practices changed to minimize re-compaction.

**Increase soil organic matter.** Organic matter in soil increases the soil’s water holding capacity and helps keep soils aerated vs. compacted. These factors benefit soil macro- and micro-organisms, thus contributing to nutrient cycling. A carbon sequestration study on California grasslands ([www.marincarbonproject.org](http://www.marincarbonproject.org)) documented that the application of compost to grasslands boosted soil fertility and water holding capacity for three years post-application. More soil fertility + more water retention + more aeration = happy grass.

**Monitor animal behavior and condition.** If animals are constantly eating and never resting, chewing cud, sleeping, playing, etc., that means they are always hungry and not getting enough to eat. They will graze too low and re-graze plants too often, initiating the death-spiral for grasses and opening the door for weeds. Such animals will have low body condition scores and/or not be growing or lactating up to their potential; they need additional food such as hay, grain, or more productive pasture. On the other hand, if animals’ body condition scores are too high, they are eating more than they need. This is mostly a problem with horses; horses on good pastures may not need 24/7 access to grass and could be pulled off to a sacrifice area (daytime in summer, nighttime in winter for animal comfort) to reduce grass trampling, soil compaction, and plant stress.

### **Prevent bare soil.**

Overseed weed-friendly bare areas with desirable plants if the conditions causing bare areas have been corrected. Use winter cover crops if transitioning in or out of pastures to control weed establishment.

### **Use herbicides**

**wisely.** Identify weeds

to control and seek advice on legal and effective chemical control agents. When initially trying to control weeds on severe

pasture infestations, chemical control will speed the process considerably; grass promotion and grazing management may allow for just spot-treatment in the future.

### **Conclusion**

Overgrazing grasses stresses and kills desirable plant species, creating bare areas easily invaded by undesirable species. Using the above practices to support and encourage grass production will help you manage away from weeds and reduce the need for chemical control considerably. 🍀

### **For additional reading**

- PNW Weed Control Handbook <https://pnwhandbooks.org/weed>
- Pastures for Profit: A Guide to Rotational Grazing [https://www.nrcs.usda.gov/Internet/FSE\\_DOCUMENTS/stelprdb1097378.pdf](https://www.nrcs.usda.gov/Internet/FSE_DOCUMENTS/stelprdb1097378.pdf)
- Pasture and Grazing Links <http://smallfarms.oregonstate.edu/pasture-grazing-management>
- PNW Pasture and Grazing Management <http://www.cals.uidaho.edu/edComm/pdf/PNW/PNW0614.pdf>
- Irrigation <http://cru.cahe.wsu.edu/CEPublications/EM4825/EM4825.pdf>
- <http://smallfarms.oregonstate.edu/sfn/su07pasture>



Photo 4. Little bluestem bunchgrass that headed out and went dormant due to lack of grazing or mowing. This grass is very high in indigestible fiber and low in nutrients. Compare this to the lush and vigorous grass in background still in vegetative stage due to mowing. Photo: John Guretzky, Univ. of Nebraska-Lincoln, <http://tinyurl.com/ybout3s2>.

# New Food Campus in Portland Provides Local Producers With New Opportunities

By: Katy Pelissier, Food and Farms Manager, Ecotrust

The Redd on Salmon Street is a new Ecotrust development located in the heart of Portland's historic Central Eastside that is designed to support local food enterprises, connect chefs, foodservice directors and entrepreneurs to independent farmers, ranchers and fishers in the region, and help scale a robust, regional food economy across the Pacific Northwest.

Ecotrust is a regional nonprofit based in Portland, with a mission to inspire fresh thinking that creates economic opportunity, social equity, and environmental well-being. As part of that mission, Ecotrust is working to create robust regional food economies, which provide social, financial, and environmental benefits to the same communities who depend on these systems for nourishment. Building up a strong regional food system helps to make fresh, healthy food accessible to all; offer economically viable value chains and fair compensation to workers; support production methods that renew the resources upon which we depend; and provide redundancy to global supply chains.

One obstacle that arose again and again was the fact that food infrastructure is not readily or affordably accessible by the Pacific Northwest's "Ag of the Middle" producers (those ideally scaled to serve a resilient regional food system) and that this lack of access is inhibiting the growth and development of a robust regional food system. Ecotrust developed the Redd to address some of these critical gaps in food system infrastructure and to create a container that facilitates and catalyzes long term collaboration by innovative partners with a shared mission and different businesses.

The Redd offers both the infrastructure and amenities essential to a growing enterprise, as well as a vibrant community where urban food producers connect with the rural farmers, ranchers, and fishers that supply them. The Redd is comprised of a two-block, 80,000-square-foot food production and distribution campus including two buildings: Redd West, a former

distribution hub and sales center; and the Redd East, a 1918 ironworks.

With more than 20,000 square feet of warehouse space, Redd West serves as a cold storage, aggregation, packaging, and distribution center, and also includes three commercial production kitchens. In partnership with B-Line Sustainable Urban Delivery, which will manage the Redd's warehousing and distribution center, rural producers can make one efficient drop at the Redd — rather than dozens all over town — where B-Line will manage warehousing, aggregation, and last-mile logistics.



B-Line Trikes  
Photo courtesy of Ecotrust

Are you a small farm, ranch, fishery, or value-added food business interested in expanding or streamlining your access to Portland markets? If so, B-Line Sustainable Urban Delivery has a variety of services now available. A la carte offerings include:

- Dry racks
- Cold storage
- Frozen storage
- Full stalls
- Desks in a co-working space

A price sheet and details are on B-line's website and can be found here: <http://b-linepdx.com/wp-content/uploads/2017/04/B-line-Warehousing-and-Office-Space-2017-PRICING-FINAL.pdf> 📄

For more information about the Redd and Ecotrust, visit [www.reddonsalmon.com](http://www.reddonsalmon.com) and [www.ecotrust.org](http://www.ecotrust.org).

*We look forward to growing the community with you!*

# Oregon Pasture Network

By: Lindsay Trant, Oregon Pasture Network Program Coordinator, Friends of Family Farmers

**F**riends of Family Farmers launched the Oregon Pasture Network (OPN) in the summer of 2016 to provide marketing and networking support to pasture-based livestock producers throughout Oregon. OPN currently has 26 “Pasture Partners” who have taken a pledge to raise their animals on pasture in a humane and ecologically responsible manner, providing their animals a high quality of life. Our partners achieve this by grazing and raising animals outdoors on pasture and managing them in ways that protect water quality, build soil health, and sequester carbon. More than a dozen new Partners will be added to our Network in the next few weeks.



Look for this sign where you purchase your meat, dairy, and other animal products! Provided by Friends of Family Farmers.

Jared Gardner, of Nehalem River Ranch, produces grass-fed beef and pasture-raised pork and also sits on the OPN Advisory Committee member. He says that the importance of OPN is that “raising animals on pasture increases performance, productivity, health, and quality of the product and has the best environmental benefits of any livestock system.” He also highlights a key goal of the OPN, which is to educate consumers and eaters because “if the food choices they make are better benefitting the environment, the better we will all be.”

Current Oregon Pasture Network Partners are located all over Oregon, ranging from the Willamette Valley and the Coast in the west, the Rogue Valley in the south, and Wallowa County in the east. There is a wide range of experience with pasture-based production among the Partners, so there is ample

room to learn from networking events for all involved. As Nehalem River Ranch’s Gardner also notes, “The reason I am involved is to learn from others in the network so that we can all become better stewards of the land.”

Some Pasture Partners are relatively new to the world of pasture-based livestock production while others have well-established, pasture-based operations supplying restaurants and grocery stores. Several of our Partners have been recognized for the high-quality animal products they deliver. Portland’s Willamette Week reported earlier this year that the pasture-raised beef from 6 Ranch, one of our OPN Pasture Partners in Enterprise, contributes to “Oregon’s Best Brewpub Burger” and is reason enough to drive all the way to Enterprise from Portland.


With all the excitement around pasture-based livestock production, the Oregon Pasture Network is growing. After a long, wet spring that delayed farm visits for the current round of applicants, OPN now has new life with many activities in the works. We have been busy travelling across the state, reviewing applications and visiting potential OPN partners’ operations. In June,



From the left: OPN Advisory Committee member Gus Liszka of Naked Acres Farm and David Morgan of Froggy Bottom Farm in Beaver Creek. Provided by Friends of Family Farmers.



we hosted a Square Dance in Scio to raise money for educational programs that will be available to OPN Partners. We are also distributing promotional materials, setting up a listserv for producers to share information, scheduling networking events and pasture walks for OPN Partners, and developing a first-of-its-kind statewide pasture-raised product directory to help consumers find the highest quality pasture-raised animal products available.

If you have a pasture-based operation and are interested in OPN, we encourage you to apply today! Our application and other information can be found at: <http://www.friendsoffamilyfarmers.org/opn/>. Questions can be sent to [opn@friendsoffamilyfarmers.org](mailto:opn@friendsoffamilyfarmers.org) or you can reach OPN Program Coordinator, Lindsay Trant, at (503) 581-7124. 



From the left: OPN Advisory Committee member Jon Carter of Jo-Le Farm in Scio and Theo Wadman of Helios Farm in Yoncalla. Provided by Friends of Family Farmers.

Land Access
Soils
Fruits and Veggies
Equipment
Livestock
Hoop Houses



**September 21, 2017**

Clackamas Community College  
Oregon City

**Registration opens July 18, 2017**

[www.smallfarms.oregonstate.edu/small-farm-school](http://www.smallfarms.oregonstate.edu/small-farm-school)






Oregon State University Extension Service offers educational programs, activities, and materials without discrimination based on race, color, religion, sex, sexual orientation, national origin, age, marital status, disability, or disabled veteran or Vietnam-era status. Oregon State University Extension Service is an Equal Opportunity Employer.



# Oregon Dry Farming Collaborative Field Days

Dry Farming Collaborative members will be hosting tours at twelve different sites for our field days in August! Come learn about dry farming, see crops (tomatoes, potatoes, squash, melon, zucchini, dry beans, corn) grown *with little or no* supplemental irrigation in the field

**Join the Dry Farming Collaborative Facebook group!**

For more info and field day registration visit: <http://smallfarms.oregonstate.edu/dry-farming-demonstration>

There will be limited space available so register early!

Cost: \$10/person/date

## Every Tuesday in August!

### August 1<sup>st</sup> - Corvallis

- OSU Vegetable Research Farm
- OSU Lewis Brown Farm

### August 8<sup>th</sup> - Eugene/Springfield

- Last Year's Rain (Eugene)
- Moondog's Farm
- Taproot Growers

### August 15<sup>th</sup> - Southern Oregon

- Southern Oregon Research and Extension Center
- Ridgeline Meadows Farm

### August 22<sup>nd</sup> - Veneta/Elmira

- Regulus Associates
- Last Year's Rain (Veneta)

### August 29<sup>th</sup> - SW

#### Corvallis/Philomath

- Gathering Together Farm
- Sunbow Produce
- OSU Oak Creek Center for Urban Horticulture
- Mary's River Grange - dry farm themed potluck, melon & tomato tasting

Many thanks to our sponsors!



United States Department of Agriculture  
National Institute of Food and Agriculture



Fertile Valley Seeds



[www.notatogarden.com](http://www.notatogarden.com)

For questions contact Chrissy Lucas at [chrissy.lucas@oregonstate.edu](mailto:chrissy.lucas@oregonstate.edu) or (541) 766-3556

Oregon State University Extension Service offers educational programs, activities, and materials without discrimination based on age, color, disability, familial or parental status, gender identity or expression, genetic information, marital status, national origin, political beliefs, race, religion, reprisal, sex, sexual orientation, veteran's

# USDA Economic Research Service Issues Report Land Use, Land Cover, and Pollinator Health: A Review and Trend Analysis

**A** new study by the USDA Economic Research Service reviews the economic and ecology literature on land use, land cover, and the health of pollinators.

Crops that depend on pollinators account for up to one-third of total U.S. food consumption. However, honey bees and other pollinators face a variety of stressors, including diseases, insect pests, pesticide exposure, and changing landscapes. Over the last decade, annual losses of managed honey bee colonies have been high. Better nutrition for pollinators may help alleviate the effects of some of the stressors. Changing the Nation's land uses and land covers (LULC)—such as by planting vegetation rich in nectar and nutritious types of pollen—may improve the forage available to pollinators. This study reviews the literature on the effects of land use on pollinator health and examines trends in pollinator forage quality as LULC has changed in the United States over the last 30 years.

The study reveals that both managed honey bees and native pollinators face several sources of stress that affect colony health. The main findings include:

- Honey bee mortality, as measured by the loss of a honey bee colony, is higher than in previous decades. Annual losses varied between 29 and 45 percent of colonies from 2010-11 to 2015-16.
- Assessing the status of native pollinators is difficult because long-term population data are not available. However, evidence points to population decline for several wild bee species (notably bumblebees) and some butterflies, bats, and hummingbirds.
- A variety of stressors affect the health of



honey bee colonies. Beekeepers reported that in spring 2015, nearly 45 percent of colonies were affected by varroa mites, 20 percent were affected by other pests, and 17 percent were affected by pesticides.

Beekeepers in the United States have maintained and even increased the number of colonies over the last decade through intensive management of honey bee colonies:

- Adapted practices include splitting a honey bee colony and adding a new queen to one of the splits, systematic monitoring of colonies for pests and pathogens, and supplemental feeding.


- The number of honey-producing colonies has increased by 9 percent from 2.44 million in 2007 to 2.66 million in 2015. Over the same period, the value of production of the top 10 pollinator-dependent crops grew by a weighted average of around 76 percent.

The study also reveals evidence of how LULCs that contain vegetation beneficial to pollinators improve both pollinator abundance and health and can lead to better agricultural outcomes. The LULC-related needs of native pollinators differ from those of managed honey bees.

- Native pollinators benefit from access to nearby high-quality forage habitat—habitat that is both rich in plants that provide pollen and nectar and that contain nesting opportunities.
- Managed honey bees are often transported from location to location by their beekeepers to provide pollination services and to increase honey production. Thus, the overall availability of forage may matter more than its exact placement. For example, the provision of high-quality forage land in the

Dakotas, where many honey bee colonies spend the summer refortifying themselves, may help improve colony survival rates.

The report concludes with a summary of economic insights on issues facing the development of markets for forage-rich pollinator habitat. Pollinator habitat has “public good” features, so markets to provide better pollinator habitat may not readily develop. This can lead to under-provision of forage-rich landscapes. For example, if a landowner converts land to honey bee-friendly habitat, his or her honey bees may benefit from this conversion but so, too, will honey bees managed by others. Thus, the landowner incurs the full cost of this conversion without reaping full benefits. Assigning exclusionary rights for hive placement—as is done in a few States—may encourage beekeepers and landowners to work together to install pollinator friendly habitat. In addition, the Government can support the creation of pollinator habitat, such as through pollinator-friendly covers on CRP land.

The full report is available at: <https://www.ers.usda.gov/publications/pub-details/?pubid=84034> 

## Great news from Salem!

**After months of concern that Oregon’s Farm to School program would receive no funding from the Legislature, the bill has now passed the House & Senate – unanimously – with full funding: \$4.5 million for schools to purchase Oregon grown and processed foods and for food, agriculture, and garden based education.**

Here’s a link to the bill <https://olis.leg.state.or.us/liz/2017R1/Downloads/MeasureDocument/HB2038/B-Engrossed> and you can learn more about the grant here <http://www.oregon.gov/ode/students-and-family/childnutrition/F2S/Pages/ORf2sGrant.aspx>.

# CleBer LLC Introduces a Versatile New Tractor That is Not Just For Cultivation

By: Nick Andrews, Oregon State University Small Farms Program & Locky Catron and Michelle Gabrielse, CleBer LLC

CleBer began production of the Oggun Iron Horse tractor in January 2017. The design is reminiscent of Allis Chalmers Model G cultivating tractors, but this modern cousin of the G incorporates new features such as hydrostatic transmission, 3-point hitch, zero-turn radius, and an optional PTO. Farmers are beginning to use the Oggun for field preparation, mowing and transplanting, in addition to cultivation.

Horace Clemmons (founder) and Jeff Adams (West Coast sales rep) showed the tractor at Organicology and the OSU Small Farms conference last winter, and Nick Andrews took it to the Tilth Producers Conference. The tractor attracted a lot of interest, and Horace is already incorporating design suggestions from Oregon and Washington growers.

CleBer is using an open-source design process to develop and improve the tractor over time in

collaboration with customers, who they refer to as “Vitaly Important Partners” (VIPs).

Several farmers in the Pacific Northwest have purchased Oggun tractors, and are working with the manufacturers to adapt the tractor to a wide array of farming practices. For the fall issue of *Oregon Small Farm News* we will check in with these PNW farmers and see how the tractor is working for them.

Horace and other members of the CleBer team will be visiting the west coast again this fall. In late October they will be in California, then from November 4-12 they’ll be in Oregon and Washington. They are working with local farmers, Extension, and non-profits to host field days and demonstrations with the tractor and their implements. If you are interested in hosting a field day, contact Locky Catron at (256) 244-5939, [locky.catron@cleberllc.com](mailto:locky.catron@cleberllc.com).



# New Report on Farmer Transition to Organic: Breaking New Ground: Farmer Perspectives on Organic Transition

**O**rganic transition is a hot topic: despite increasing consumer demand for organic food and farm products and double-digit annual sales growth, U.S. organic production is currently flat and unable to meet demand. Organic food manufacturers and other buyers have reported difficulty sourcing enough certified organic food ingredients domestically.



In response, the organic industry, nonprofit organizations, universities, and public agencies are working on multiple levels to support farmers choosing to access the expanding organic market.

*Breaking New Ground: Farmer Perspectives on Organic Transition*, offers one piece of the puzzle: findings from a national survey of farmers about their experiences with organic transition. We asked farmers about their motivations to transition, the obstacles they face in doing so, and the resources and support that are most helpful during the transition process.

What we learned should be of interest to a wide range of stakeholders and service providers, including organic sector businesses, organic certifiers, academic and agency researchers, Cooperative Extension, organic advocates, and policymakers.

The farms and farmers represented in this study cover a wide range of farm sizes, crop types, farming experience, age, and approach to organic farming.

The structure of our survey allowed us to identify and compare results for four categories of farmers that together improve our understanding of the transition process:


- Farmers who have successfully been through the process of transition and are 100% certified organic.
- Farmers who are currently in the midst of transitioning to organic certification.
- Farmers with split certified organic and non-organic operations.
- Farmers who have decided not to pursue organic farming.

We found useful differences among these categories regarding motivations, resources, and support. However, our most compelling findings arose regarding obstacles – including those within a farm’s sphere of influence and those beyond the farmer’s control – and whether these groups of farmers view them as major, minor, or not an obstacle at all.

Farmers in our study echo long-standing concerns about costs, recordkeeping, on-farm production challenges, infrastructure, and access to profitable markets. Our results make it clear that there is plenty of work to do by a wide variety of organizations and agencies that specialize in crop research, infrastructure development, market development, and policy development related to the organic sector. Guided by compelling survey findings, we recommend strategies to support the success of farmers who choose organic.

We suggest that those interested and invested in organic transition look closely at the information in this report and identify what they can do to provide support, overcome obstacles, or promote policy to support transition and retain certified organic farmers.

The survey was a collaboration between Oregon State University's Center for Small Farms & Community Food Systems and Oregon Tilth, Inc. We surveyed more than 1800 farmers who participated in the U.S. Department of Agriculture's Natural Resources Conservation Services (NRCS) Environmental Quality Incentives Program (EQIP) Organic Initiative between 2010 and 2015, with a focus on transition.

The survey's response rate was more than 34% and represents more than 600 producers. 

Find the report here: [https://tilth.org/app/uploads/2017/03/OT\\_OSU\\_TransitionReport\\_03212017.pdf](https://tilth.org/app/uploads/2017/03/OT_OSU_TransitionReport_03212017.pdf)

and here: <https://ir.library.oregonstate.edu/xmlui/handle/1957/60547>



## NWREC Vegetable Variety Summer Field Day



September 14, 2017  
3:00 - 6:00 pm

North Willamette Research and Extension Center  
Oregon State University  
15210 NE Miley Rd, Aurora

Join us for an afternoon of field tours, taste tests and discussions with vegetable breeders, seed company reps and OSU Extension staff.

<http://smallfarms.oregonstate.edu/nwrec-2017-vegetable-variety-field-day>

Winter Squash, Tomatoes, Peppers, Basil, Lettuce, Parsley, Carrots, Summer Squash



# Calendar

## July

### 12 - Blueberry Field Day

1:00PM-5:00PM. North Willamette Research and Extension Center, 15210 NE Miley Rd, Aurora, OR.

### 13 - DCWFN Farm Tour

Farm tour (high tunnel production and marketing farming)  
Douglas County Small Farms.  
9:30AM - 12:30PM. Big Lick Farm, 942 Winston Section Road, Winston, OR. For more information contact 541-236-3049 or [sara.runkel@oregonstate.edu](mailto:sara.runkel@oregonstate.edu).

## August

### 1 - Corvallis Dry Farm Field Day

More than ten Dry Farming Collaborative members will be hosting tours for our field days in August! Come learn about dry farming, see crops (tomatoes, potatoes, squash, melon, zucchini, dry beans, corn) grown without any supplemental irrigation in the field. Facility, OSU Campus, Corvallis, OR. Pre-registration required. Call 541-766-3556 or online at <http://smallfarms.oregonstate.edu> for registration. **\$10**

### 3 - DCWFN Farm Tour

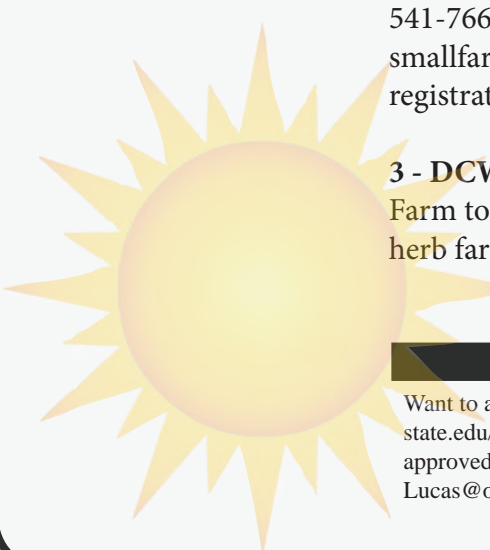
Farm tour and work party (medicinal herb farm and garlic cleaning).

Viriditas Wild Garden & Foundhorn Gardens, Days Creek, OR. For more information contact 541-236-3049 or [sara.runkel@oregonstate.edu](mailto:sara.runkel@oregonstate.edu).

### 8 - Springfield Dry Farm Field Day

More than ten Dry Farming Collaborative members will be hosting tours for our field days in August! Come learn about dry farming, see crops (tomatoes, potatoes, squash, melon, zucchini, dry beans, corn) grown without any supplemental irrigation in the field. Springfield, OR. Pre-registration required. Call 541-766-3556 or online at <http://smallfarms.oregonstate.edu> for registration. **\$10**

*Check our online calendar at for the most up to date events <http://smallfarms.oregonstate.edu>*



Want to add your event to our calendar then please submit your information at <http://calendar.oregonstate.edu/advanced/list/extension-smallfarms/> "Click the Submit an event button." Events have to be approved and will not immediately post. If you have questions please contact Chrissy Lucas at [Chrissy.Lucas@oregonstate.edu](mailto:Chrissy.Lucas@oregonstate.edu) or 541-766-3556